

Council Plan 2025-2029

including the
Municipal Public Health and Wellbeing Plan

Manningham Council

Contents

1	Acknowledgements	1
2	Message from our Mayor and CEO	2
3	2040 Community Vision.....	4
4	Purpose	4
5	How to read this Plan.....	4
6	About Manningham	5
7	Our community	5
8	Community engagement	6
9	About Manningham Council.....	7
	9.1 Our responsibilities	7
	9.2 How we plan our service delivery.....	7
	9.3 Our Mission	9
	9.4 WeAre Values.....	9
	9.5 Our Commitment to Eastern Regional Group of Councils	9
	9.6 Our Commitment to the Birrarung	9
10	Our Councillors.....	10
11	Health and Wellbeing.....	11
	11.1 Health and Wellbeing Priorities	11
	11.2 State of the City	11
12	Our partners	12
13	Our Council Plan and Action Plan	13
	13.1 Themes and Objectives	13
14	Supporting information	19
	14.1 Demographics.....	19
	14.2 Health and Wellbeing Challenges	20
	14.3 List of Strategies	21

Our health and wellbeing priorities are shown in this Plan by this icon ❤️.

1 Acknowledgements

Acknowledgement of country

Manningham Council acknowledges the Wurundjeri Woi-wurrung people as the Traditional Owners of the land and waterways now known as Manningham. Council pays respect to Elders past, present and emerging, and values the ongoing contribution to enrich and appreciate the cultural heritage of Manningham. Council acknowledges and respects Australia's First Peoples as Traditional Owners of lands and waterways across Country, and encourages reconciliation between all.

Statement of recognition of diverse cultures (statement of diversity):

Manningham Council also values the contribution made to Manningham over the years by people of diverse backgrounds and cultures.

Our commitment to gender equality

We are committed to ensuring that everyone in our community is treated with dignity, respect and fairness. We consider the gender, equality and diversity of all people in our community as we develop our plans, strategies and services. We will uphold our requirements in the Victorian Government's Gender Equality Act 2020 and will continue to seek ways to improve all that we do to make Manningham a safe, respectful and inclusive community.

Legislative Role

The *Local Government Act 2020* outlines our purpose, objectives, and functions as a local government (also known as Council). We are guided by principles to effectively and transparently make decisions and policies and deliver services to benefit the community.

The *Health and Wellbeing Act 2008* includes our specific responsibilities to plan for and contribute to protecting and improving the health and wellbeing of our Manningham community. The MPHWP must be consistent with the Council Plan and include actions to prevent family violence and respond to the needs of victims of family violence in the local community.

Other pieces of legislation link to MPHWP; the Climate Change Act (Section 17) and the Gender Equality Act 2020. The Public Health and Wellbeing Act also requires us to have regard to the Victorian Public Health and Wellbeing Plan

The Climate Change Act 2017 aims to manage climate change risks, maximise the opportunities that arise from decisive action, and drive our transition to a climate-resilient community and economy with net-zero emissions by 2050. The Gender Equality Act 2020 (GE Act) requires Councils to take action to promote gender equality.

2 Message from our Mayor and CEO

Welcome to our new Council Plan. We are pleased to present this Plan, which is our pathway to achieve the outcomes that matter most to our community.

Manningham is renowned for its rich cultural heritage and blend of idyllic rural landscapes and thriving urban settings – bringing together people from all walks of life.

We're proud of our diverse and welcoming community that further enriches our area with unique perspectives, traditions and experiences.

Building on the values that make our community thrive, our new Council Plan describes what we and our partners will do to benefit the Manningham community – now and into the future.

At the heart of this Plan is a strong focus on building a healthier, more vibrant Manningham.

This is why, for the first time, we're bringing the Council Plan and Health and Wellbeing Plan together. This approach will ensure that we achieve the highest possible standard of public health and wellbeing for our community and meet our legislated obligations.

Community involvement

Many voices joined the conversation to help shape this Plan for our community's future.

We formed a Community Panel comprising 37 residents from diverse age groups, cultural backgrounds and geographic locations, representing the unique tapestry of our community. Over a six-month period, panel members immersed themselves in understanding our services and the challenges we face.

They developed Manningham's Community Vision 2040, and a wide range of recommendations covering themes such as community safety, transport, open spaces and more.

The Panel's recommendations were formally adopted by Council, and we are committed to progressing them through this Council Plan.

We also heard from 1,260 community members between May and July 2024 who completed our survey that asked what matters most to you and which three areas you think Council should focus on.

Other residents joined our Targeted Conversations – a series of in-depth discussions with key groups including young people, older adults, multicultural communities and partners. These conversations helped us better understand the needs and ideas of different people across our community.

Some community members also sent in their own ideas and suggestions through individual submissions, showing us how Council services can improve and how we can build a better future together.

We thank our community and the members of our Community Panel for your valuable contributions in helping shape this Council Plan and other strategic documents.

Community priorities

We have heard your concerns about the rising cost of living, the importance of community safety, access to transport and open spaces, and preserving Manningham's unique and valued character as we grow.

We are committed to addressing these priorities through sustainable and high-quality service delivery and these are reflected in our Council Plan.

Community delivery

Our new Council formed an updated mission to deliver services and infrastructure in a transparent, financially and environmentally sustainable way so that Manningham thrives now and in future generations.

This combined with our Community Vision, ensures we are committed to sustainable growth, wellbeing and innovation in everything we do.

We're committed to listening to you and being responsive to our community's needs. Community insights are what guide our work, ensuring our actions reflect the priorities and aspirations of those we serve.

We look forward to working together to deliver on what matter most to you and make Manningham a thriving place for all.

We now invite you to read through our Council Plan 2025-2029.

Councillor Deirdre Diamante
Manningham Mayor

Andrew Day
Chief Executive Officer

3 2040 Community Vision

Manningham is a harmonious, inclusive and safe community that is committed to sustainable growth, well-being, and innovation. We celebrate our diversity and natural environment whilst fostering a connected community that enriches the lives of all.

4 Purpose

Our Council Plan details our focus over the next four years, in pursuit of our Community Vision 2040.

We are also planning for the future, so that we are ready to face challenges and take advantage of new opportunities. This Plan builds on the strong work from the previous Council Plan.

5 How to read this Plan

Our Council have created new strategic objectives, and we have integrated health and well-being to achieve better outcomes for our community, our places and spaces, the local environment and economy.

Five broad themes and ten strategic objectives guide our work.

Each objective is delivered through major initiatives or projects that will be reported in our Manningham Quarterly Report. Our Council Plan Action Plan details more specific actions we will deliver with our partners. We will report progress on these actions each year

Our health and wellbeing priorities are shown in this Plan by this icon .

Our Community Panel recommendations are shown by this icon  Panel .

We are all part of the Plan

In developing this Plan, we considered:

Across the life course of our community from infants, children and young people to older adults, we aim to understand the impacts on health and well-being at different life stages and genders.

Our community's unique needs and priorities including people from multicultural backgrounds, the LGBTQIA+ community, First Nations peoples, carers and people with disability.

6 About Manningham

We are passionate about protecting and enhancing our 114 km² municipality in Melbourne's East, stretching from Bulleen to Wonga Park, 12 km from Melbourne's CBD.

Manningham curves along the Yarra River, and covers suburbs of Bulleen, Doncaster, Doncaster East, Donvale, Park Orchards, Templestowe, Templestowe Lower, Warrandyte, Warrandyte South and parts of Wonga Park, Nunawading and Ringwood North.

Manningham has a unique balance of city and country, extending from a major activity centre in Doncaster Hill, along a Green Wedge to horse trails in Warrandyte.

Manningham is situated entirely within Wurundjeri Woi-wurrung country and has a diverse and multicultural community that brings a wealth of languages, music, food and cultural traditions to the area

Our large areas of open space include more than 300 parks and reserves, and a large section of Manningham is designated as a Green Wedge to protect our significant natural and rural environment. Manningham offers residents and visitors vibrant shopping and dining precincts, wineries, local galleries, nurseries and attractions.

7 Our community

Manningham's vibrant residential neighbourhoods are home to 129,514 people. People of all ages, household types, incomes and cultural backgrounds reside in a wide mix of housing options throughout Manningham

Our community is culturally diverse, with 44% of residents born overseas, and 46% speaking a language other than English at home.

There are 303 people in Manningham who identify as First Nations. We are an ageing population, with a median age of 43 and 17% of our population aged 70 years or older. Our households predominantly comprise couples with children (38%) and lone person households (20%). More information on Manningham's demographics can be found in the Appendix.

8 Community engagement


Our Council Plan is grounded on strong community input and genuine collaboration. We have taken time to listen, engage and act on what matters most to the people who live and work in Manningham.

At the heart of this work was a deliberative Community Panel – 37 community members who committed over 1,680 collective hours, over 6.5 days over six months. Together, they explored the important question: What range and level of services should Manningham provide? Their thoughtful, well informed recommendations have directly shaped the priorities and direction of this plan.

As part of the engagement for this plan, in addition to work with our Community Panel, we also:

- Heard from more than 1,260 community members through a community-wide survey
- Held a series of focused conversations with young people, older adults, multicultural communities, and key service providers and partners
- Sought out voices that are sometimes underrepresented to ensure the full diversity of our community was reflected.

This plan is not just a document; it is a shared vision and commitment to delivering for our community. We're proud of how our community has been involved and reflected in the plan and are confident in the path it sets for our future.

We are committed to implementing the recommendations outlined below to the greatest extent possible. Where you see **Panel**  it highlights an action that directly responds to recommendations made by our Community Panel. Our supporting strategies also play a key role in delivering on these commitments.

You can find out more about the Panel recommendations, panel engagement and outcomes on our Your Say Manningham website at yoursay.manningham.vic.gov.au/help-shape-manninghams-future

We thank our community, the Community Panel, the Reconciliation Working Group, advisory committees and staff for their invaluable contributions to this Plan.

This is not the end of the conversation. We are committed to continuing our work together to ensure this plan delivers real outcomes and remains responsive to our community's evolving needs.

You can track our progress in Manningham Matters, quarterly and annual reports.

9 About Manningham Council

9.1 Our responsibilities

Manningham Council delivers over 100 services to the community and manages over \$2.7 billion in community assets. Council's role is to provide good governance for the community's benefit and wellbeing, including residents, ratepayers, traditional landowners, and those conducting activities in Manningham. Manningham Council receives funds by levying municipal rates and through grant funding from the Australian and Victorian governments.

As an organisation, Manningham Council:

- Makes decisions based on the diverse needs of our local community
- Provides leadership and advocates for our community's interests to other levels of government
- Fosters community cohesion and encourage active participation in civic life
- Ensures we manage resources in a responsible and accountable manner

We take on a variety of roles and responsibilities, including:



9.2 How we plan our service delivery

9.2.1 Integrated Planning Framework

The Integrated Planning and Reporting Framework guides Council towards addressing community aspirations over the long term. This is achieved through the:

- Council Plan
- Financial Plan
- Asset Plan
- Annual Budget and service planning

We measure performance through a structured framework aligned with our Council Plan and the Victorian Government's Local Government Performance Reporting Framework (LGPRF).

The organisation's actions and goals are set out in the Council Plan, which outlines the strategic themes, and actions to be delivered over four years.

We report on service performance, financial sustainability, and capacity indicators, providing a comprehensive picture of our performance over time.



Our services during 2025/26

For every \$100 we spend this year,
we will spend this much in each area.



**CAPITAL WORKS
PROGRAM**
\$29.66



**ROADS, FOOTPATHS
AND DRAINAGE**
\$7.84



**WASTE SERVICES
AND RECYCLING**
\$11.88



**PARKS, GARDENS AND
SPORTSGROUNDS**
\$8.58



**PLANNING AND
ENVIRONMENTAL
MANAGEMENT**
\$8.64



**ARTS, CULTURE
AND LIBRARIES**
\$4.21



HEALTHY COMMUNITY
\$4.39



**COMMUNITY SUPPORT
AND DEVELOPMENT**
\$3.24



**CUSTOMER SERVICE,
GOVERNANCE AND
ADMINISTRATION**
\$16.68



**COUNCIL OWNED
COMMUNITY BUILDINGS**
\$1.98



**RISK MANAGEMENT
AND INSURANCES**
\$2.90

9.3 Our Mission

We serve our community with integrity and transparency - delivering services and infrastructure, building partnerships, and advocating. We are financially and environmentally sustainable so Manningham thrives now and for future generations.

9.4 WeAre Values

Our values underpin all the work that we do. Our values are Working Together, Excellence, Accountability, Respect and Empower



9.5 Our Commitment to Eastern Regional Group of Councils

As a member of the Eastern Region Group of Councils (ERG) we can amplify our voice and impact, be more efficient and effective, and improve community access to infrastructure and services across the region. We participate fully in priority projects to address the common challenges detailed in the ERG Strategic Plan.

We are committed to working with ERG members to undertake the foundational work required to develop opportunities for shared services, joint procurement and the shared use of community infrastructure.

9.6 Our Commitment to the Birrarung

Manningham Council is committed to protecting and enhancing the Birrarung and its lands as one living and integrated natural entity. The Burndap Birrarung burndap umarkoo (Yarra Strategic Plan) 2022–32 reflects the important partnership between Traditional Owners and state and local government agencies, capturing a commitment to protect our treasured Birrarung and its parklands for future generations.

Actions to deliver on this commitment can be found in our Council Plan Action Plan.

10 Our Councillors

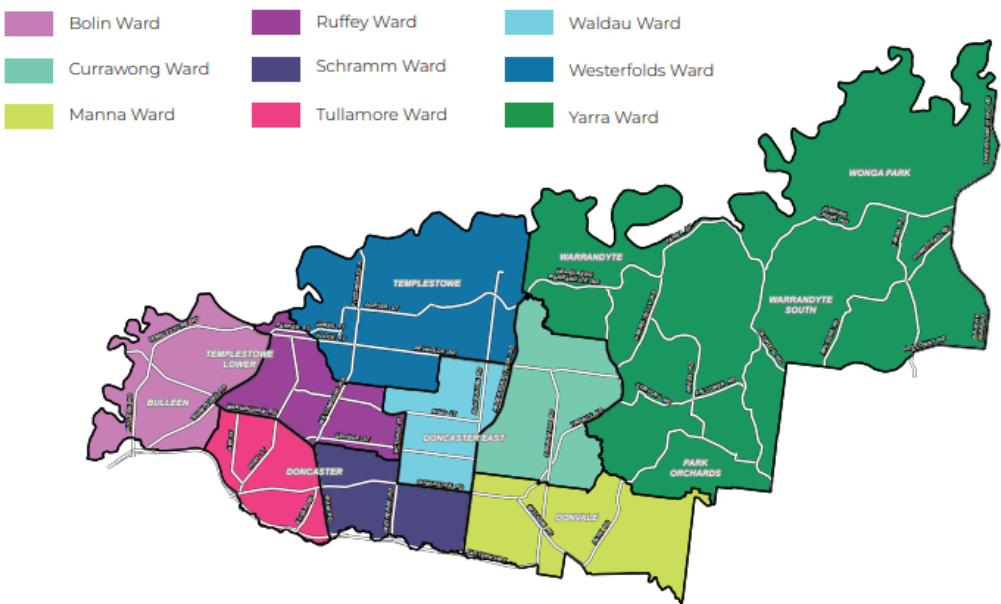
Council's role is to provide good governance for the benefit and wellbeing of the Manningham community. Elected Councillors make decisions and guide the development of strategies and policies to shape Manningham's future.

The Manningham community elects Councillors by postal vote to represent them in accordance with the *Local Government Act 2020* every four years. The Victorian Electoral Commission (VEC) conducts the elections. Manningham Council has nine Councillors, each representing a ward or area in Manningham.

Manningham's current Councillors were elected by the community on 31 October 2020 for a four-year term. The next election will take place in October 2024. Our Council elects a new Mayor and Deputy Mayor in November each year.



Back (left to right): Councillor (Cr) Isabella Eltaha, Cr Peter Bain, Cr Laura Mayne, Cr Jim Grivas, Front: Cr Geoff Gough, Cr Carli Lange, Cr Deirdre Diamante, Cr Andrew Conlon, Cr Anna Chen



11 Health and Wellbeing

11.1 Health and Wellbeing Priorities

We are committed to improving health and wellbeing outcomes for everybody who live, work, learn and play in Manningham. These priorities represent areas where sustained action can have the biggest impact on health and wellbeing within Manningham.

Support mental wellbeing: A strong sense of wellbeing contributes to good mental health. By prioritising good mental health and wellbeing we reduce stigma, increase social connection, improve physical health, promote productivity and create safer environments. Actions will focus on supporting people to have their basic needs met, feel safe and respected and feel connected to each other, our communities, cultures and spaces around us.

Tackle climate change and its impacts on health: Climate change affects health in many ways – both directly (heatwaves, floods and bushfires) and indirectly (land-use change). Actions to reduce emissions, mitigate the future impact of climate change and support adaptation are important in preventing harm from climate change.

Increase active living: Being active in life supports health and wellbeing. This includes structured and unstructured physical activity and being active daily such as active transport. Actions to increase active living include ensuring our built and natural environments are healthy, safe, inclusive and accessible in reducing barriers to being physically active.

Reduce injury: Injury is a major cause of morbidity and mortality; it is both predictable and preventable. Actions to support injury prevention benefit us all with improved mental health, prevention of violence and road safety.

Prevent all forms of violence: Violence includes physical, emotional, psychological, financial and sexual violence. Actions to promote gender equality, sexual and reproductive health, positive attitudes towards ageing, and the right for all to be treated with respect and dignity, are crucial for preventing all forms of violence.

Reduce damage from harmful products: The negative health impacts of some products do not only hurt an individual but can damage a community. Actions are required to reduce the harm from gambling, alcohol and other drugs, tobacco and e-cigarette use and to increase sun-smart behaviours.

Access to healthy food: Improving sustainable food systems and promoting healthy food environments will support more Victorians to adopt healthy diets. Actions are required to ensure there is affordable, nutritious food for all ages, encouraging breastfeeding and healthy eating.

11.2 State of the City

The Manningham State of the City is our population health profile to understand health and wellbeing trends. This profile includes data from sources such as the ABS Census, Victorian Population Health Survey and other relevant sources to understand our community, their health and wellbeing needs and to inform our planning.

Read the [full State of the City Report](#) on our website.

12 Our partners

We are committed to fostering strong, collaborative partnerships with local organisations, community groups, businesses, and service providers to enhance the wellbeing and quality of life for all residents. We recognise that working together is key to addressing community needs, tackling challenges, and driving positive change.

We will actively engage with local partners to share knowledge, resources, and expertise, ensuring that our efforts are aligned and impactful across the life of the Plan. Through mutual respect, open communication, and a shared vision, we aim to create sustainable solutions that benefit our community, promote inclusion, and build a resilient, thriving environment for everyone.

Our partners in delivering local health and wellbeing initiatives include:

- Access Health and Community
- Aligned Leisure (Active Manningham)
- Doncare – Doncaster Community Care and Counselling Centre Inc.
- Manningham Youth Services
- Alliance for Gambling Reform
- Eastern Gamblers Help
- Department of Health
- Eastern Health
- Eastern Region of Councils
- Eastern Community Legal Centre
- EV Strengthening Communities (Manningham Community Transport)
- Manningham Food Relief Network
- FREE – Free From Family Violence
- Health Ability
- Manningham Neighbourhood Houses/Manningham Learns
- NEPHU – North Eastern Public Health Unit
- Onemda
- Parks Victoria
- Victoria Police
- Westfield Doncaster
- Whitehorse Manningham Libraries
- Women's Health East
- Kevin Heinze Grow Centre
- Middle Yarra Landcare Network
- Headspace
- Eastern Centre Against Sexual Assault

13 Our Council Plan and Action Plan

Five broad themes and ten strategic objectives (or goals) guide our work.

Each objective is delivered through major initiatives or projects that will be reported in our Manningham Quarterly Report. Our Council Plan Action Plan details more specific actions we will deliver with our partners. We will report progress on these actions each year.

13.1 Themes and Objectives

13.1.1 Safe and Healthy Community

- Our community is safe, connected and inclusive.
- Our community is active and healthy with improved wellbeing.

13.1.2 Liveable Places and Spaces

- Our city is designed for safety, liveability and sustainable growth.
- Our infrastructure is fit for purpose and well maintained, and its utilisation is maximised.

13.1.3 Resilient Environment

- Our natural ecosystems are protected and thrive.
- Our environmental stewardship is at the heart of our programs and practices.

13.1.4 Thriving Economy

- Our economy is activated through partnering, promoting and enabling employment and investment opportunities.
- Our local businesses and community groups are supported to thrive.

13.1.5 Well Governed and Innovative Council

- Our Council is effective, efficient and financially responsible
- Our Council is innovative, well governed and values our community

Theme: Safe and Healthy Community

1 | Our community is safe, connected and inclusive. ❤️

Panel 

Major Initiatives

1. Foster Manningham as a Welcoming Community where everyone, including newly arrived communities, can belong and participate in social, cultural, economic and civic life.
2. Invest in community safety, including reducing harm.
3. Proactively respond to challenges linked to disadvantage to support inclusion and connection.
4. Partnerships that educate and support for a safe community where violence and gender inequity are not tolerated.

2 | Our community is active and healthy with improved wellbeing ❤️



Panel 

1. Improve the mental health and wellbeing of our community in all life stages to connect and reduce loneliness.
2. Facilitate opportunities for the people of all life stages and abilities to participate in active living, recreation and sport.

Theme: Liveable Places and Spaces

3| Our City is designed for safety, liveability and sustainable growth

Major Initiatives

1. Plan for safety, liveability and sustainable growth: to respond to current and emerging issues to manage and plan for population growth.
2. Enable greater ease of movement in and around Manningham. **Panel** .
3. Plan, design and deliver our valued parks and open spaces to meet changing community needs. **Panel** .

4 | Our infrastructure is fit for purpose and well maintained, and its utilisation is maximised Panel

1. Provide quality, fit for purpose community facilities that maximise use and public value.
2. Enhance the diversity, use and development of sport and recreation facilities throughout Manningham.
3. Improve our local area by upgrading roads, nature strips, footpaths and drainage.

Theme: Resilient Environment

5 | Our natural ecosystems are protected and thrive ❤️

Major Initiatives

- 1. Enhance tree canopy in urban areas to adapt to climate changes and housing pressures.
- 2. Deliver initiatives to adapt to the health impacts of climate change.
- 3. Seek innovative and practical solutions to protect and manage water in the landscape.

6 | Environmental stewardship is at the heart of our programs and practices

- 1. Demonstrate stewardship in initiatives to support a climate resilient community and work towards our Council 2028 and community 2035 net zero emissions target.
- 2. Prepare and support our community to be safe in emergencies.
- 3. Embed sustainable practices in our services and in everything we do.

Theme: Thriving Economy

7 | Our economy is activated through partnering, promoting and enabling employment and investment opportunities ❤️

Major Initiatives

1. Enhance vibrant activity centres and local shops where our community can come together.
Panel 🗨️ .
2. Work with businesses and trader groups to ensure an inclusive process informs projects.
3. Support economic growth and investment in our activity centres and surrounds.

8 | Our local businesses and community groups are supported to thrive ❤️

1. Support small business and community groups to thrive. ❤️
2. Create an economy that offers pathways into employment and promotes equity, diversity, and community engagement. ❤️
3. Build a strong foundation for our arts, cultural activity, and local history to thrive.

Theme: Well Governed and Innovative Council

9 Our Council is effective, efficient and financially responsible		Panel 
Major Initiatives		
1. Explore ways to improve our financial sustainability by diversifying our revenue streams.		
2. Improve effectiveness and efficiency through the adoption of new and innovative ways of working.		
10 Our Council is innovative, well governed and values our community 		
1. Improve customer experience by delivering on Our Customer Promise.		Panel  .
2. Be an open and transparent Council that is trusted to make evidenced based decisions.		
3. Build an agile, skilled and future focused workforce by driving initiatives that strengthen capability and foster a culture aligned with our values.		

14 Supporting information

14.1 Demographics

Our Community (Infographic)

Population Forecast: 2025: 129,941 and 2029: 133,939

Ageing Population:

15% increase in elderly age residents by 2029

Overseas born:

43.5% born overseas

Top 5 overseas countries of birth:

1. China 11.1%
2. Malaysia 3.8%
3. Hong Kong 3%
4. Iran 2.4%
5. Greece 2.4%

38 religions

6.3% have a disability

Household types

1. Couples with children 38%
2. Couples without children 26.7%
3. Lone person households 19.7%
4. Single-parent families 10.1%
5. Group households 1.9%
6. Other 3.6%

Language spoken at home

46.3% use a language other than English

76 languages spoken

Housing (in 2021)

69.9% single dwelling

20.3% medium density

9.6% high density

303 identify as Aboriginal or Torres Strait Islander

Median age 24 (First Nations people)

Median age 43 (non-First Nations people)

Our health and safety

Feeling safe

57% feel safe walking in their street at night

Priorities

Falls:

- In 2021, 968 fall-related injury hospitalisations per 100,000 population amongst Manningham residents. This is above the Victorian average of 846. [VicInjuryAtlas]
- 62% of fall-related hospitalisations recorded amongst Manningham residents in 2020-21 were females. The rate per 100,000 population was 476 for males and 1,166 for females [VicInjuryAtlas]

Perception of Safety

- 57% of Manningham residents reported feeling safe walking in their street at night, similar to that of Victorians (56%) [VPHS]

Crime State

- In 2021, 2,705 Criminal incidences per 100,000 population in Manningham, lower than 4,847 for the Eastern Metropolitan Region. [Crimestats]

Family Violence

- In 2021, 782 Family violence incidents per 100,000 population in Manningham. [Crimestats]
- Manningham family violence incidents have shown an increasing number of 0-17-year-olds being affected; from 2019-2023 the number has nearly tripled.

Our Lives

Nearly half don't eat well or exercise enough

19.7% Live alone

29.5% Live on less than \$400 a week

0.9% of rental properties are affordable

Growing need for health and support services

14.2 Health and Wellbeing Challenges

The challenges for Manningham drive the health priorities pursued through this Plan.

Cost of living

- **5%** of households are classified as very low-income; compared to 19% for Greater Melbourne
- High housing stress is observed among single parents (**26%**) and lone-person households (**18%**), who spend over **30%** of their income on housing
- Only **0.9%** of rental properties are considered affordable (2024). This is significantly lower than the Metropolitan Melbourne average of 6% and the state average of 12%.

Family Violence

- Increased reported incidence of family violence from 2019 (**567**) to 2023 (**782**). Evidence shows that gender inequality is a major driver of family violence in the community.

Mental Health and Wellbeing

- Suicide remains the **leading** cause of death among young people aged 15-24, underscoring the urgent need for accessible mental health support.
- The closest headspace centre in Box Hill faces wait times of up to several months, leaving many young people without timely care.
- **20%** of adults experienced loneliness in 2023. **103%** increase in dementia expected by 2054
- 1020 Family violence incidents recorded by police in 2023-24

Access to healthy food

- In 2020, **5%** of the population experienced running out of food and couldn't afford to buy more (Victorian Population Health Survey). We suspect this data does not reflect the current local situation as the Manningham Food Relief Network has seen a **40%** increase in residents seeking food relief in the past year.

Injury from Falls

- In 2021, the rate of falls-related hospitalisations was **968 per 100,000**, compared to 846 for Victoria.
- Most falls occurred amongst those aged 70 years or over (18% 70-79, 46% 80+).
- The rate of falls amongst 80+-year-olds was 7,630 per 100,000 population (5,375 males and 9,279 females). With our ageing population, this will continue to be a concern. The number of women aged 80+ years is expected to grow by 1,665 by 2035.

Harmful Behaviours

- **16%** of adults were regular smokers or vapers in 2023. This has increased from 9% in 2014 and has been increasing each reporting period since 2017.
- **77%** of private dwellings are located within 500m of a liquor license holder.

14.3 List of Strategies

A list of strategies can be found on the Manningham website.

COMMUNITY	GOVERNANCE AND LEADERSHIP
Community Infrastructure Plan	The Manningham Council Plan 2021-25
Domestic Animal Management Plan 2022-25	The Municipal Strategic Statement
Inclusive Manningham - A Dementia-Friendly City Action Plan	Gender Equality Action Plan
Manningham Reconciliation Action Plan	Manningham Municipal Emergency Management Plan
Walk Manningham Plan	Community Safety Plan
ENVIRONMENT AND SUSTAINABILITY	Risk Management Strategy
Climate Emergency Response Plan	PROPERTY AND DEVELOPMENT
Domestic Wastewater Management Plan	Asset Plan
100 Acres Reserve Management Plan	Domestic Wastewater Management Plan
Mullum Mullum Reserve Management Plan	Doncaster East Village Structure Plan
Final Koonung Park Management Plan	Green Wedge - Action Plan
Rieschiecks Reserve Management Plan	Manningham Planning Scheme Review
Tindals Wildflower Reserve Management Plan	Public Toilet Plan
Manningham Municipal Fire Management Plan	Pines Activity Centre Structure Plan
Mullum Mullum Creek Linear Park Management Plan	Stormwater Management Plan Monitoring and Review Program
Securing the Future Plan	Templestowe Village Structure Plan
Ted Ajani Reserve Management Plan	Transport Action Plan
Wonga Park Management Plan	Vibrant Villages – Activity Centre Action Plan 2023
Yanggai Barring Linear Park Management Plan	
Zerbes Management Plan	
Manningham Tree Management Plan	
Electric Line Clearance Management Plan	

Manningham Council

P: 9840 9333

E: manningham@manningham.vic.gov.au

W: manningham.vic.gov.au

