

Templestowe Lower

Situated along the Yarra River, Templestowe Lower gets its name from being downstream from neighbouring suburb, Templestowe. The first European settlement in the area was in 1841. Templestowe is home to Birrarung Park and Finns Reserve, both known for their walking tracks and access to the river.

Macedon Square and Plaza provides convenience and a village atmosphere and acts as a meeting point for the neighbourhood. The centre has two supermarkets and offers a mix of retail and professional services with a wide range of dining options.

Templestowe Lower has seen moderate population growth (3.5 per cent) and is home to many families, although there has been recent growth in lone person households.

Many European immigrants moved to Templestowe Lower in the 1970s and more recently there has been an increase in Chinese migration to the suburb.

Templestowe Lower Census demographic information has been sourced from the Australian Bureau of Statistics, Census of Population and Housing 2011 and 2016.



Interpreter service **9840 9355**

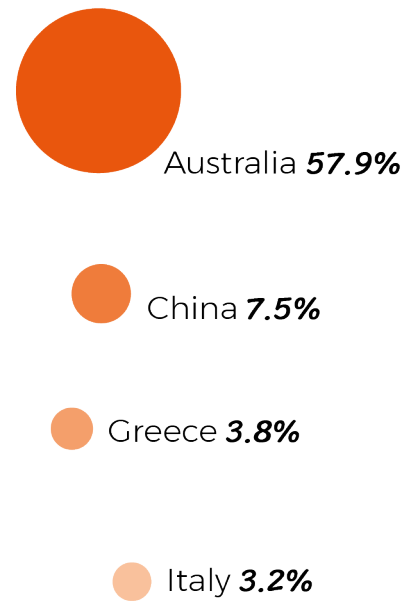
普通话 廣東話 Ελληνικά Italiano العربية فارسی



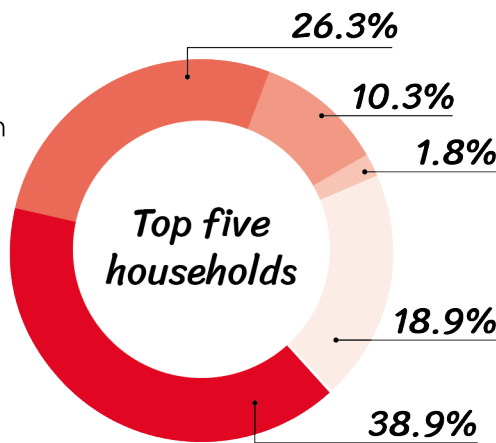
Templestowe Lower at a glance

Age group	2016		% change	2011	
	Number	%		Number	%
0 to 4 years	728	5.3	▲6.1	686	
5 to 11 years	1,135	8.3	▲10.0	1,029	
12 to 17 years	868	6.4	▲9.0	796	
18 to 24 years	982	7.2	▼3.6	1,018	
25 to 34 years	1,340	9.8	▼0.7	1,349	
35 to 49 years	2,788	20.5	▼0.9	2,813	
50 to 59 years	1,643	12.1	▲9.5	1,500	
60 to 69 years	1,152	10.7	▼16.5	1,739	
70 to 84 years	2,117	15.5	▲17.3	1,804	
85+ years	572	4.2	▲36.5	419	
Total Population	13,625	100	▲3.5	13,159	

Country of birth

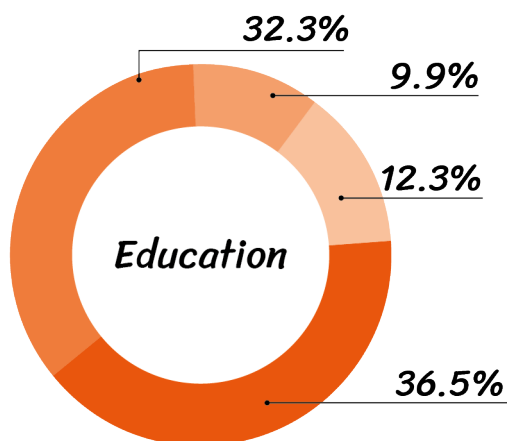


- Couples with children **▲2.5%**
- Couples without children **▼3.3%**
- One parent families **▲10.2%**
- Group household **▼5.5%**
- Single person **▲4.6%**



Industry of employment


- Healthcare and Social Assistance **12.5%**
- Retail **12.2%**
- Professional, Scientific and Technical Services **10.8%**
- Education and Training **9.1%**



- Bachelor or higher **▲13.7%**
 - Diploma **▼1.4%**
 - Vocational **▲5.9%**
 - No qualification **▼5.7%**
- *9% not stated

Household internet access

84.1%



Household weekly income

\$1,249 or less = **34.9%**

\$2,500 or more = **36.9%**



Household access to a car

90.9%

