

Bulleen

Bulleen is a well-established suburb bordering the Yarra River and has plenty of parklands and quiet suburban streets. The population is largely serviced by Bulleen Plaza – a vibrant, undercover neighbourhood shopping centre that is widely recognised for its European specialty food and intimate atmosphere.

The plaza is a great place to shop, dine out or meet friends with a wide range of cafés, boutique stores, a major supermarket, library, gym, delicatessens, childcare facilities and a medical centre.

In Bulleen, there are four additional local activity centres that also provide access to goods and services. The area has good access to public transport and is well connected via Eastern Freeway.

Bulleen has seen a small increase in population since 2011 (1 per cent), with the number of residents from a Chinese background increasing to become the highest birth country outside of Australia. Italian and Greek heritage are also still strongly represented.

Healthcare and social assistance is now the largest area of employment, with retail not far behind.

Levels of education continue to increase with more Bulleen residents now holding diplomas and degrees. Lone person and group households have increased while other types of households have decreased.

Bulleen Census demographic information has been sourced from the Australian Bureau of Statistics, Census of Population and Housing 2011 and 2016.



Interpreter service **9840 9355**

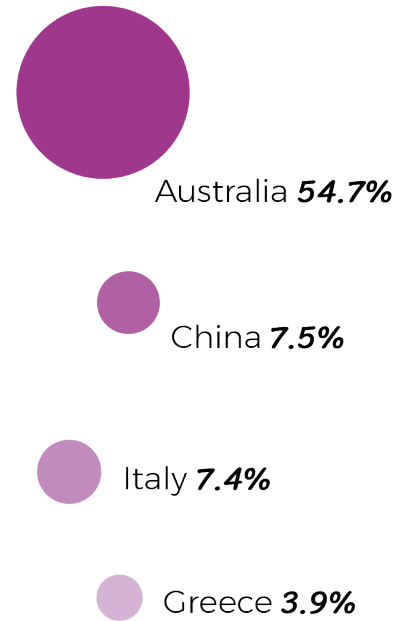
普通话 廣東話 Ελληνικά Italiano العربية فارسی



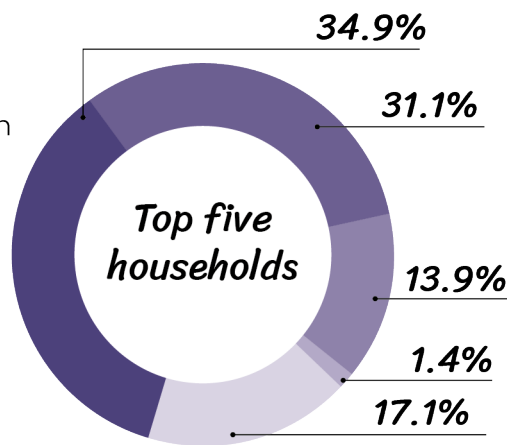
Bulleen at a glance

Age group	2016		% change	2011	
	Number	%		Number	
0 to 4 years	547	5.1	▼6.3	584	
5 to 11 years	745	6.9	▲3.6	719	
12 to 17 years	659	6.1	▼6.6	705	
18 to 24 years	884	8.2	▲4.7	845	
25 to 34 years	1,235	11.5	▲2.0	1,211	
35 to 49 years	2,114	19.6	▼5.9	2,247	
50 to 59 years	1,477	13.7	▲15.3	1,281	
60 to 69 years	1,064	9.9	▼12.1	1,211	
70 to 84 years	1,674	15.5	▲0.9	1,658	
85+ years	385	3.6	▲77.2	217	
Total Population	10,784	100	▲1.0	10,687	

Country of birth

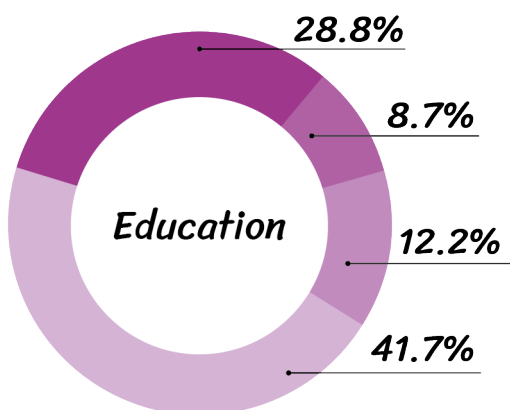


- Couples with children ▼0.9%
- Couples without children ▼1.6%
- One parent families ▼0.4%
- Group household ▲0.3%
- Single person ▲1.9%



Industry of employment

- Healthcare and Social Assistance **12.5%**
- Retail **12.2%**
- Professional, Scientific and Technical Services **10.8%**
- Accommodation and Food Services **9.1%**



- Bachelor or higher ▲11.7%
- Diploma ▲1.8%
- Vocational ▲0.8%
- No qualification ▼3.5%
- *8.6% not stated

Household internet access

78.3%

Household weekly income

\$1,249 or less = **38.2%**

\$2,500 or more = **25.3%**

Household access to a car

88.9%